

lighting force



RESIDENTIAL LIGHTING DESIGN SERVICE

DETAILED DESIGN FROM EXPERIENCED PROFESSIONALS

INTRODUCTION TO LIGHTING FORCE...

Here at Lighting Force, we provide a full range of services to suit the requirements of any project, from concept design throughout to completion.

Good lighting design is essential to any building. Whether you are investing in a refurbishment or new build, you will want your designer's work presented in the best possible light. Good lighting design can bring mundane spaces to life and, conversely, bad lighting design can make great architecture look mundane.

Architects and Interior Designers fully understand this and most have a level of lighting expertise. Most will admit, however, that, lighting being only one aspect of their work, they are not able to offer as complete a service as a professional lighting designer could. They are also mindful that environmentally driven legislation is making producing an elegant lighting scheme more and more difficult. These professionals will welcome our input as it helps bring their design to life and ensures that the project complies with new legislation.



A CONCEPT TO REFLECT YOUR DREAM...

The first stage of our design process is usually Conceptual Design Stage. After establishing your requirements and with due attention to the architectural design, proposed finishes, presence or not of daylight, intended use of the spaces, furniture layout, budget and level of control required, we work up a concept design. This design is presented as a Concept Design Booklet, usually in A3 size, explaining our approach to the spaces and our techniques to achieve the concept. This document will include reference and product images, including proposed lighting fittings. Often, we will model the project at this stage to produce visuals for our presentation.

Proposed equipment is selected on the bases of: quality of finish and light, energy efficiency, ease of maintenance, warranty and full life cost



TECHNICAL INFORMATION...

On approval of our concept design, we move on to Detail Design Stage. This is where we produce lighting layout drawings showing luminaire positioning and information on circuiting and control groups. Drawings are produced using AutoCAD software and issued as DWG or PDF electronic files, or on paper sized A3 and may form the basis of your installer's shop drawings. All luminaires are cross-referenced to the luminaire schedule, datasheets and, if included as part of our design, quotation that we also produce at this stage. If we are designing a control system, we will also produce a controls schedule and specification for the equipment at detail design stage

Our involvement in the project does not end with submission of design deliverables; we remain on hand to assist the design team and installers with any aspect of the design through to completion


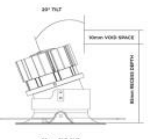
11/09/2018

lighting force
LUMINAIRE DATA SHEET

PROJECT: 07 Thorpe Bay Gardens

Catalogue Number: **WD-CYT-WD-M-W-W** Manufacturer: **Orluna** TYPE: **D02**

Description: Recessed, curved LED downlighter, warm dimmable, 41° beam angle, 12.2W + mains dimmable driver.

Specifications:

Lamp Type: LED	Lamp holder: E24	Beam width (deg): 41°
Lamp Power (W): 12.2	Lamp Output (lm): 300	Luminaire output (lm): 258
Circuit Power (W): 12.2	Lamp In/Out: F3.3	Luminaire In/Out: 51.3
Lamp Colour: 1800-2700K	CRI: 95	Cutout (mm): 80
Dimensions (mm): 54mm	Weight (KG): 0.04	
Colour & Finish: White	Control Gear: Remote constant current	
Supply Voltage: 230		
Protection (IP): 54	Class: 3	Rated life (hrs): 50,000

NOTES:
See G210 led lamp

Lighting Force Ltd Tel: 01424 775459 Fax: 0845 127 5673 Email: design@lightingforce.co.uk
www.lightingforce.co.uk


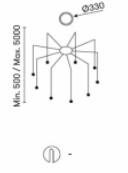
11/09/2018

lighting force
LUMINAIRE DATA SHEET

PROJECT: 07 Thorpe Bay Gardens

Catalogue Number: **DD-6664-14-14** Manufacturer: **LED5-C4** TYPE: **P01**

Description: 9 drop slim tube pendant arranged in a half circle to avoid door opening as the drop is lower

Specifications:

Lamp Type: LED	Lamp holder: N/A	Beam width (deg): 40°
Lamp Power (W): 28.1	Lamp Output (lm): 3250	Luminaire output (lm): 1519
Circuit Power (W): 30.3	Lamp In/Out: 107.0	Luminaire In/Out: 50.3
Lamp Colour: 2700	CRI: 80	Cutout (mm): N/A
Dimensions (mm): 430	Weight (KG): 5.12	
Colour & Finish: White	Control Gear: Included	
Supply Voltage: 230-240		
Protection (IP): 20	Class: 3	Rated life (hrs): 30,000

NOTES:
See G410 led lamp

To be arranged in a half circle following curved walls, due to height restriction by front door.

Lighting Force Ltd Tel: 01424 775459 Fax: 0845 127 5673 Email: design@lightingforce.co.uk
www.lightingforce.co.uk

Lighting Force Ltd Tel: 01424 775459 Fax: 0845 127 5673 Email: design@lightingforce.co.uk
www.lightingforce.co.uk

CAD MODELLING...

Our CAD lighting design software enables us to produce detailed 3-D models of interior and exterior spaces. These models help us explain our concept to you and to your designers and help you to see how the finished job will look.



CONTROL SYSTEMS...

As well as designing lighting, we can also design a system to control the lighting to set scenes or moods for each space. The lighting control system can be integrated with other systems operating audio-visual equipment, security and heating to create a “smart home” with such features as smartphone or tablet control and remote access by Ethernet.



DESIGN, SUPPLY & MANAGEMENT...

Lighting Force are a design/supply company with long-standing relationships with most leading architectural lighting manufacturers. We enjoy favourable buying terms and can therefore offer competitive pricing on the specified equipment. Optionally, our design can include a quotation for the equipment with a full or partial rebate of the design fee if you order from us. Whilst there is no obligation to buy from us when we do this, there are clear benefits:

- You are assured of the integrity of the design. The equipment supplied will be as specified and not changed to suit another party in the supply chain
- We will manage the project from design through to completion. Other than in exceptional circumstances, once an order is placed our ongoing involvement is not subject to further design fees (note this may not apply to final commissioning)
- Our work is covered under our professional indemnity insurance
- As both designer and supplier, we take full responsibility for the design. Should an issue arise, it is resolved quickly without fingerpointing between designer and supplier
- As mentioned above, we usually offer a rebate on the design fee for projects that convert to supply contracts credit of our design fee.



CONTACT...

Design Studio, Battle:

Tel - 01424 775 459
Email - design@lightingforce.co.uk

Accounts Office, Southend-on-Sea:

Tel- 01702 461 222
Email- accounts@lightingforce.co.uk

www.lightingforce.co.uk

